



H
1,008,095 SF

G
1,124,982 SF

PREMIER INTERMODAL INDUSTRIAL PARK

**2,000,000+ SF AVAILABLE
(DIVISIBLE TO 200,000 SF)**

325 State Route 31 / Montgomery, Illinois

REICH  BROTHERS

CBRE

G 1,124,982 SF

(BUILDINGS DIVISIBLE TO 200,000 SF)

H 1,008,095 SF



HEAVY INFRASTRUCTURE

Floor loads, gas, air, steam and water

Power service:

- + Up to 12,000a available immediately
- + Ability to bring in 300 MW
- + On-site substations



RAIL SERVED (BNSF)

- + Two existing rail spurs on site with 6,000+ annual rail car capacity
- + Landlord owns all on-site tracks with the ability to activate multiple spurs



COMPETITIVE OPEX

RET \$0.39 PSF / CAM \$0.74 PSF
INS \$0.21 PSF



PARKING

Heavy trailer + car parking:

- + Negotiable trailer parking stalls
- + 3,500+ car parking capacity



CRANES

Existing infrastructure throughout building G



EXPANSION LAND AVAILABLE

- + Heavy trailer parking
- + Outdoor storage
- + Build-to-suit potential



FLEXIBLE ZONING

M-2 heavy industrial zoning



SUBDIVISION/ INDIVIDUAL PLATS

(AVAILABLE UPON REQUEST)



ON-SITE WATER RESERVOIR

- + 300,000 gallon water tower with waste water pretreatment facility
- + Three deep wells

\$50M INVESTED IN SIGNIFICANT CAMPUS INFRASTRUCTURE IMPROVEMENTS



NEW BNSF RAIL
SPUR AND TRACK
WITH 6,000 ANNUAL
CAR CAPACITY



NEW ROOF
SYSTEMS



SPRINKLER
UPGRADES



NEW OFFICE
BUILD-OUTS



LED LIGHTING &
INTERIOR PAINT



FLOOR SLAB
REPLACEMENTS



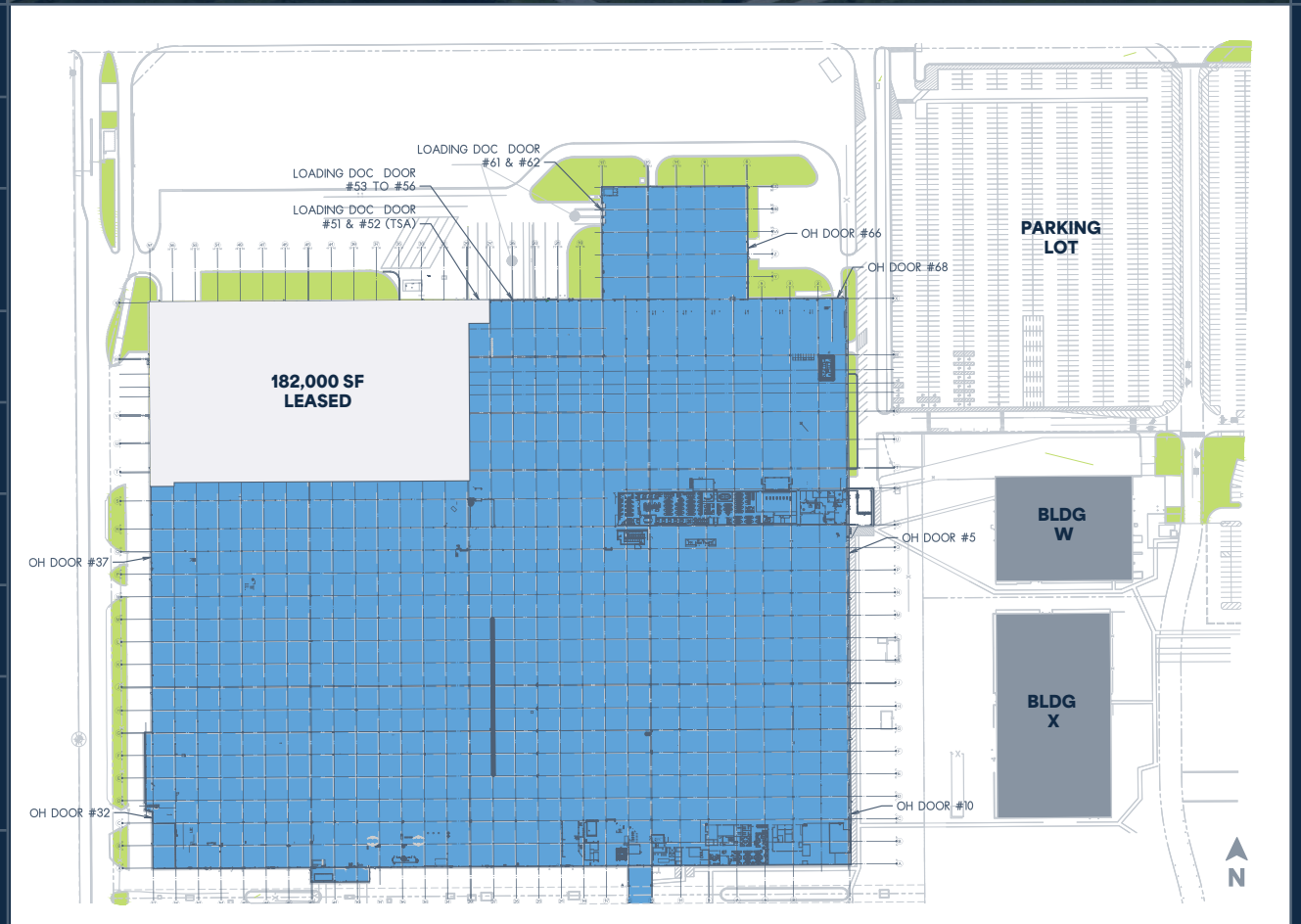
[VIEW IMPROVEMENTS](#)

BUILDING G

1,124,982 SF
(DIVISIBLE TO 200,000 SF)



Office Size	To suit
Clear Height	24'–32'
Dock Doors	9 exterior (expandable)
Drive-in Doors	19 (expandable)
Column Spacing	40' X 40'
Car Parking	Negotiable
Trailer Parking	Negotiable
Floor Thickness	12" concrete or 8" subfloor with 3" wood block
Asking Lease Rate	Subject to offer



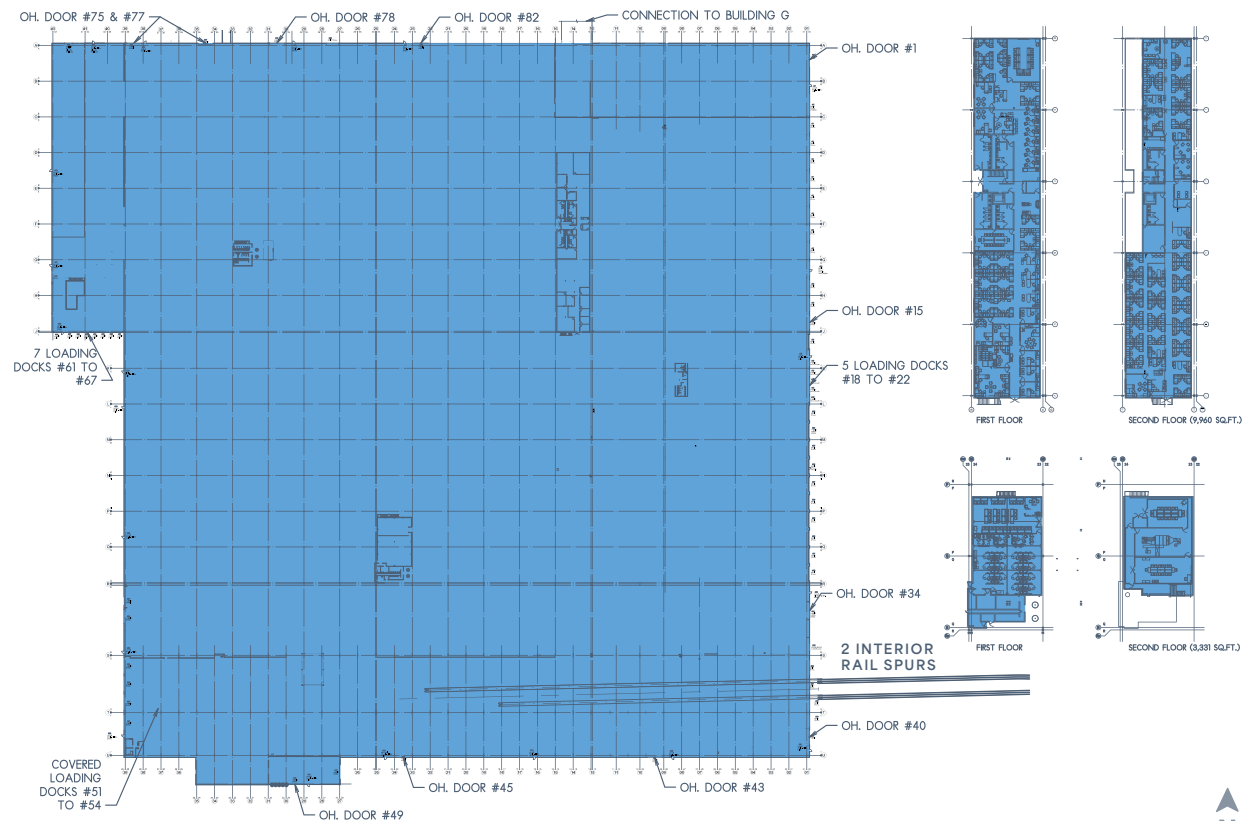
VIEW SPACE PHOTOS

BUILDING H

1,008,095 SF
(DIVISIBLE TO 200,000 SF)



Office Size	To suit
Clear Height	24'–38'
Dock Doors	16 exterior (expandable)
Drive-in Doors	20 (expandable)
Column Spacing	25' X 80'
Car Parking	Negotiable
Trailer Parking	Negotiable
Rail Access	Two existing interior spurs at south end of building
Asking Lease Rate	Subject to offer



UNBEATABLE REGIONAL ACCESS



BNSF

- + Under hook & over rail
- + 5.1 miles to Eola Yard
- + <40 minutes to Willows Springs Intermodal
- + <36 minutes to Railway Logistics Park

BJRY

- + Short line switching on-site

REACHING
25% OF
THE U.S.
POPULATION
WITHIN
ONE-DAY
DELIVERY



DRIVE TIMES

< 2 hrs 2-5 hrs 5-11 hrs

RAIL ACCESS

- Intermodal location
- Freight Rail Network

GREATER CHICAGOLAND ACCESS



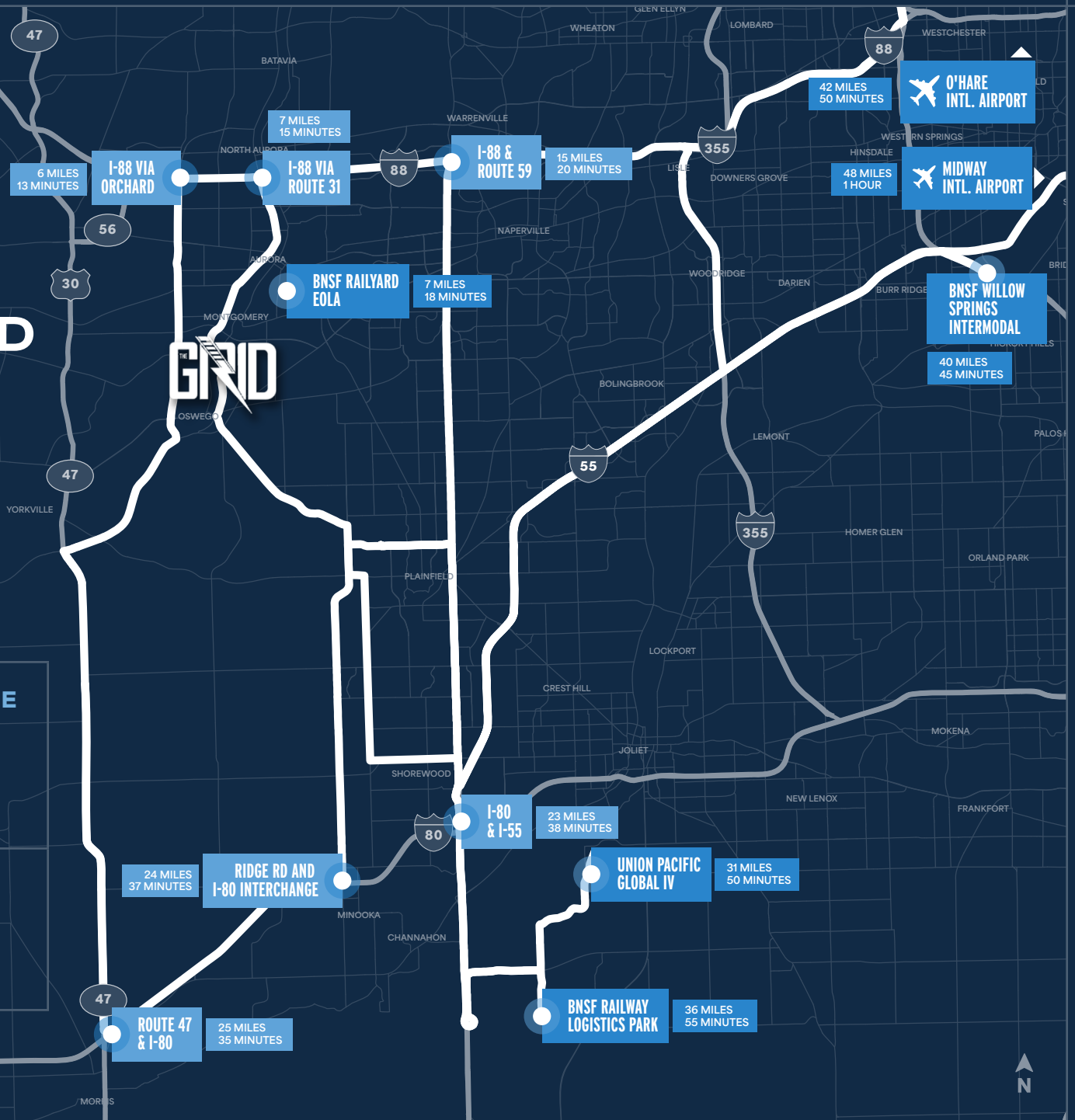
MAJOR INTERSTATE ACCESS

- + <6 mile drive
- + Immediate access to Greater Chicagoland area



INTERNATIONAL AIRPORT ACCESS

- + 50 minute drive to O'Hare
- + 1 hour to Midway



2,000,000+ SF FOR LEASE
325 State Route 31 / Montgomery, Illinois



H

G

KEVIN SEGERSON

Executive Vice President

+1 847 890 0614
kevin.segerson@cbre.com

JD SAPORTA

Transaction Manager

+1 312 504 3654
jd.saporta@cbre.com

GENNA OHRN

Transaction Manager

+1 708 415 5350
genna.ohrn@cbre.com



VIEW WEBSITE

© 2024 CBRE, Inc. All rights reserved. This information has been obtained from sources believed reliable but has not been verified for accuracy or completeness. CBRE, Inc. makes no guarantee, representation or warranty and accepts no responsibility or liability as to the accuracy, completeness, or reliability of the information contained herein. You should conduct a careful, independent investigation of the property and verify all information. Any reliance on this information is solely at your own risk. CBRE and the CBRE logo are service marks of CBRE, Inc. All other marks displayed on this document are the property of their respective owners, and the use of such marks does not imply any affiliation with or endorsement of CBRE. Photos herein are the property of their respective owners. Use of these images without the express written consent of the owner is prohibited. PMStudio_September2024

REICH  BROTHERS

CBRE